

Scaled data based on original data using
LM-79-08 Approved Method: Electrical and Photometric Measurements of Solid-
State Lighting Products

Test Report Prepared for
Cooper Lighting Solutions
(formerly Eaton)

Brand: McGRAW-EDISON

Report Number: P955268

Luminaire Tested: **GALN-SB8B-740-U-5NQ**

Issue Date: 1/21/2025

Test Information

Test Method: LM-79-08
Report Number: P955268
TEST IS SCALED FROM IESNA LM-79-08 TEST DATA (G2-2411-289-18)
Test Lab: INNOVATION CENTER
Issue Date: 1/21/2025
Manufacturer: COOPER LIGHTING SOLUTIONS (FORMERLY EATON)
Product Line: McGRAW-EDISON
Catalog Number: GALN-SB8B-740-U-5NQ
Description: GALLEON AREA AND ROADWAY HIGH DENSITY LED LUMINAIRE
(8) 70 CRI, 4000K, 450mA LIGHTSQUARES WITH 26 LEDS EACH AND TYPE V NARROW OPTICS
Light Source: -
Ballast/Driver: -

Summary

Lumens per Lamp: N/A
Luminaire Lumens: 50480 lumens
Efficiency: N/A
Efficacy: 172.4 lumens/watt
Luminous Opening: Rectangular (W 1.5' x L: 1.5' x H: 0')
IES Classification: Type V - Short
BUG Rating: B5 - U0 - G4

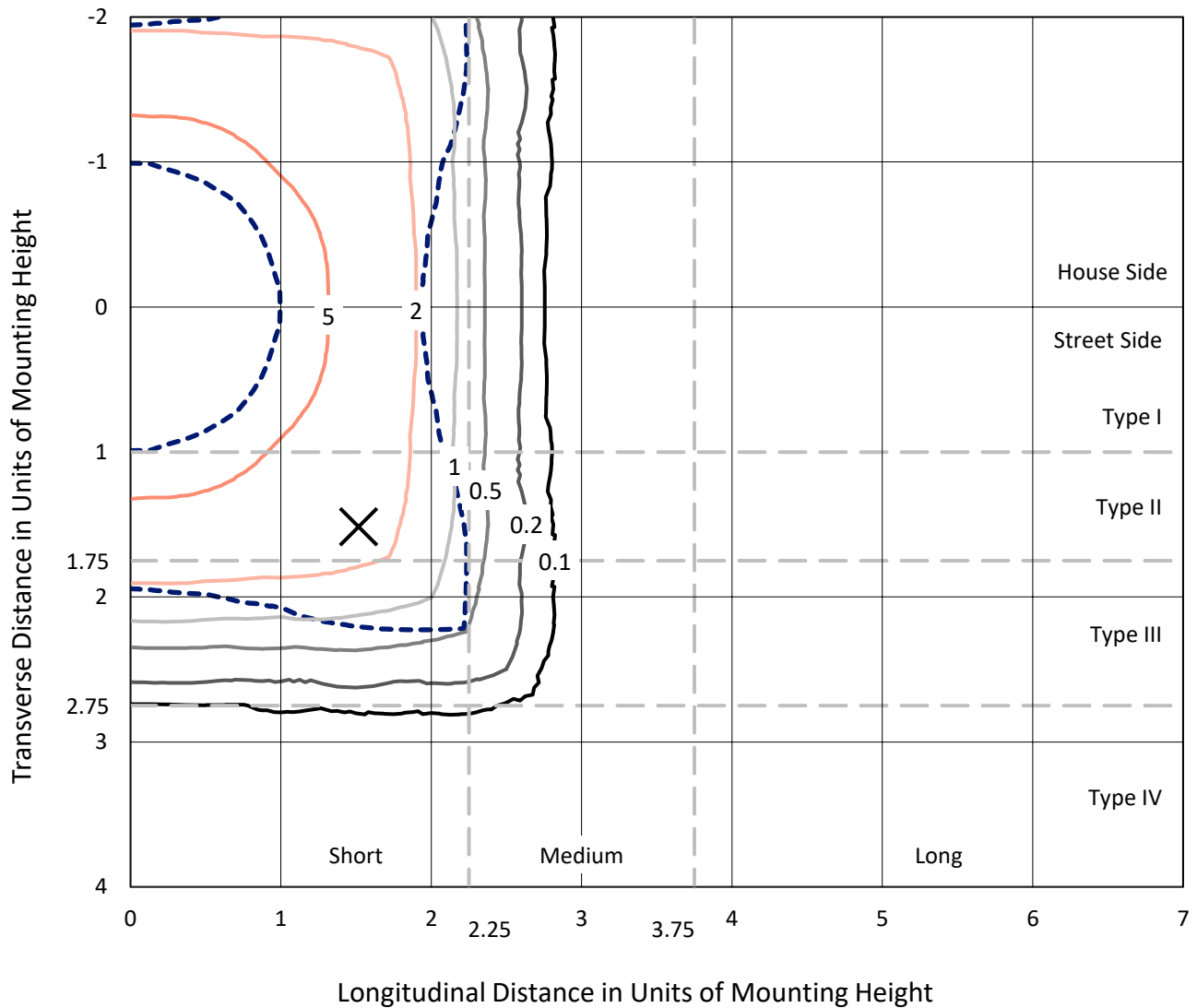
Input Watts (W): 292.8
Input Voltage (V): NR
Input Current (Ain): NR
Voltage Rise (V): NR
Power Factor: NR
Total Harmonic Distortion (THDi): NR
Frequency (hertz): 60
Stabilization Time: NR
Operation Time: NR
Ambient Temperature (°C): NR
Test Distance: 24 FT



REPORT NUMBER: P955268
 CATALOG NUMBER: GALN-SB8B-740-U-5NQ

Iso-Footcandle Lines of Horizontal Illumination

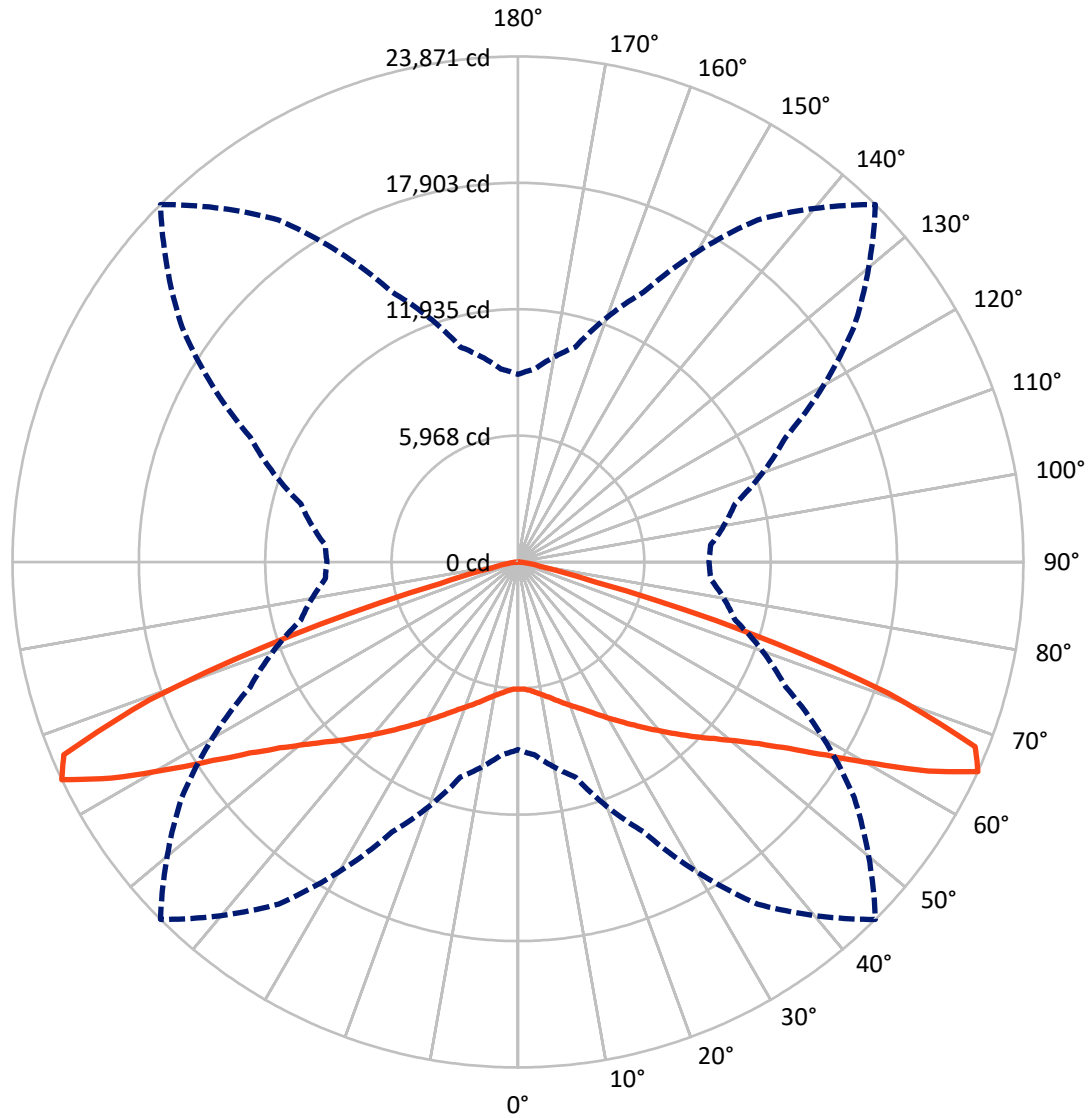
✕ Max cd
 - - - 1/2 Max cd



Based on 25 foot mounting height. Maximum calculated value = 9.8 fc
 Type V - Short - N/A

REPORT NUMBER: P955268
CATALOG NUMBER: GALN-SB8B-740-U-5NQ

Luminous Intensity Polar Plot



— Vertical Plane Through 45-Deg Lateral - - - Horizontal Cone Through 65-Deg Vertical

REPORT NUMBER: P955268
 CATALOG NUMBER: GALN-SB8B-740-U-5NQ

FLUX DISTRIBUTION:

		Downward	Upward	Total
House Side	Lumens	25240.0	0.0	25240.0
	% Fixture	50.0	0.0	50.0
Street Side	Lumens	25240.0	0.0	25240.0
	% Fixture	50.0	0.0	50.0
Total	Lumens	50480.0	0.0	50480.0
	% Fixture	100.0	0.0	100.0

Coefficient of Utilization

ZONAL LUMENS:

Zone	Lumens	% Fixture
0°-10°	592.9	1.2
10°-20°	1934.7	3.8
20°-30°	3652.9	7.2
30°-40°	5981.4	11.8
40°-50°	9274.3	18.4
50°-60°	13700.0	27.1
60°-70°	13041.1	25.8
70°-80°	2104.4	4.2
80°-90°	198.4	0.4
90°-100°	0.0	0.0
100°-110°	0.0	0.0
110°-120°	0.0	0.0
120°-130°	0.0	0.0
130°-140°	0.0	0.0
140°-150°	0.0	0.0
150°-160°	0.0	0.0
160°-170°	0.0	0.0
170°-180°	0.0	0.0
0°-90°	50480.0	100.0
0°-180°	50480.0	100.0



REPORT NUMBER: P955268

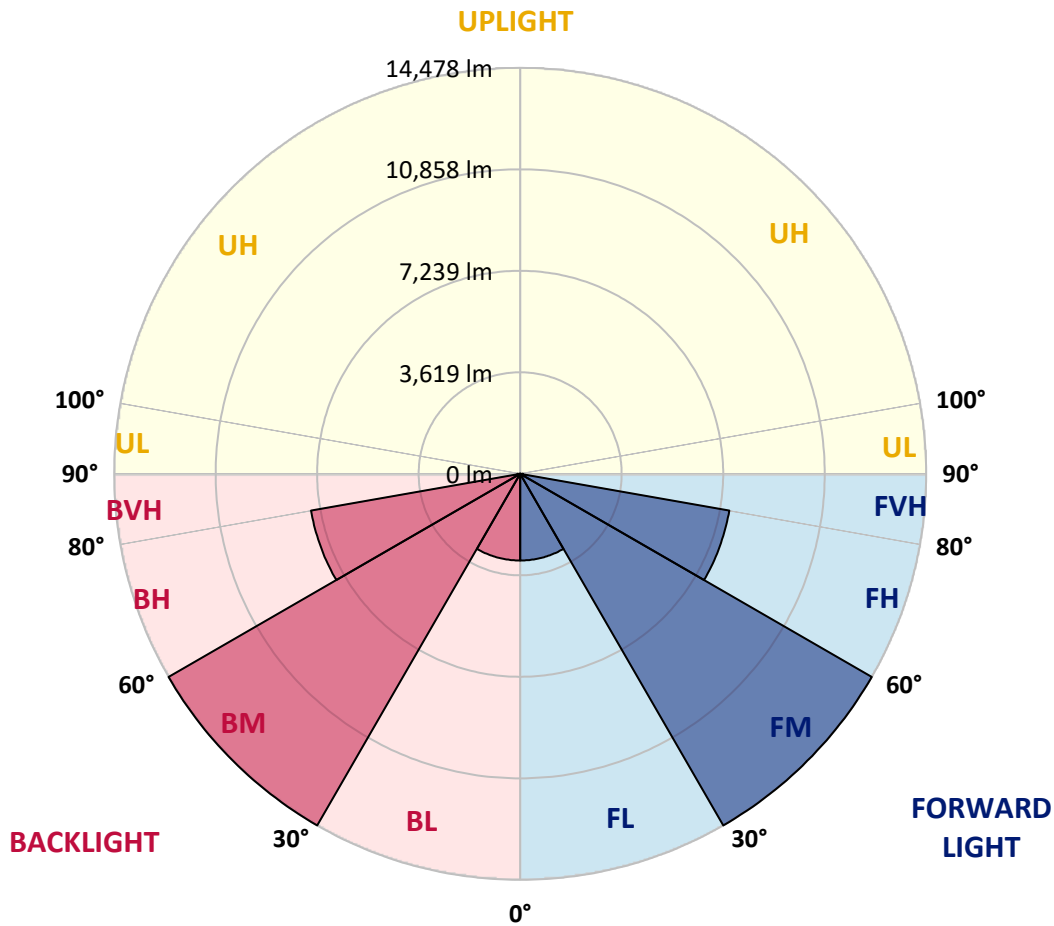
CATALOG NUMBER: GALN-SB8B-740-U-5NQ

LUMINAIRE CLASSIFICATION SYSTEM LUMEN TABLE AND BUG RATING:

Zone	Lumens	% Fixture	Zone Rating/Lumen Limit		
			B	U	G
FL (0°-30°)	3090.2	6.1			
FM (30°-60°)	14477.9	28.7			
FH (60°-80°)	7572.8	15.0			G4/12000
FVH (80°-90°)	99.2	0.2			G1/100
BL (0°-30°)	3090.2	6.1	B4/5000		
BM (30°-60°)	14477.9	28.7	B5		
BH (60°-80°)	7572.8	15.0	B5		G4/12000
BVH (80°-90°)	99.2	0.2			G1/100
UL (90°-100°)	0.0	0.0		U0/0	
UH (100°-180°)	0.0	0.0		U0/0	

BUG Rating: B5-U0-G4

Type V Short



REPORT NUMBER: P955268
 CATALOG NUMBER: GALN-SB8B-740-U-5NQ

CANDELA DISTRIBUTION (FULL):

	0°	5°	15°	25°	35°	45°	55°	65°	75°	85°
0°	6007.6	6007.6	6007.6	6007.6	6007.6	6007.6	6007.6	6007.6	6007.6	6007.6
2.5°	6048.1	6027.9	6043.1	6030.4	6020.3	6010.2	6015.2	6033.0	6040.6	6043.1
5°	6129.2	6111.5	6119.1	6119.1	6101.3	6096.3	6098.8	6111.5	6126.7	6126.7
7.5°	6260.9	6243.2	6260.9	6250.8	6235.6	6230.5	6228.0	6238.1	6260.9	6260.9
10°	6420.5	6400.2	6410.3	6405.3	6387.5	6379.9	6377.4	6392.6	6412.9	6410.3
12.5°	6595.2	6572.4	6585.1	6569.9	6564.8	6557.2	6557.2	6554.7	6567.4	6557.2
15°	6790.2	6775.0	6780.1	6770.0	6777.6	6772.5	6752.2	6742.1	6747.2	6732.0
17.5°	7020.7	6985.3	7003.0	6997.9	6997.9	7008.1	6975.1	6962.5	6972.6	6957.4
20°	7286.7	7251.2	7258.8	7248.7	7236.0	7246.1	7205.6	7215.7	7223.3	7213.2
22.5°	7577.9	7532.3	7529.8	7534.9	7507.0	7509.5	7481.7	7507.0	7522.2	7494.3
25°	7876.8	7828.7	7861.6	7848.9	7813.5	7821.1	7800.8	7826.1	7838.8	7803.3
27.5°	8193.4	8160.4	8190.8	8198.4	8155.4	8185.8	8155.4	8178.2	8190.8	8137.6
30°	8563.1	8530.2	8558.1	8578.3	8527.7	8575.8	8550.5	8565.7	8568.2	8504.9
32.5°	8965.8	8915.2	8986.1	8996.2	8940.5	8998.8	8965.8	8986.1	8998.8	8912.7
35°	9457.2	9393.9	9474.9	9462.3	9414.1	9462.3	9431.9	9462.3	9492.7	9388.8
37.5°	9986.5	9920.7	10006.8	9984.0	9938.4	9971.3	9953.6	9973.9	10022.0	9910.6
40°	10569.1	10488.0	10604.5	10564.0	10520.9	10515.9	10526.0	10538.7	10602.0	10477.9
42.5°	11192.1	11106.0	11280.8	11217.4	11156.7	11116.1	11149.1	11174.4	11235.2	11095.9
45°	11903.8	11805.0	12033.0	11957.0	11860.8	11777.2	11830.4	11868.4	11957.0	11789.8
47.5°	12689.0	12577.5	12820.7	12797.9	12640.8	12458.5	12580.0	12689.0	12754.8	12552.2
50°	13456.4	13370.3	13689.4	13717.2	13524.8	13268.9	13438.6	13603.3	13621.0	13355.1
52.5°	14175.7	14089.6	14553.0	14727.8	14555.6	14251.6	14431.5	14598.6	14464.4	14119.9
55°	14750.6	14679.7	15269.8	15720.6	15778.9	15528.1	15634.5	15629.4	15188.8	14659.4
57.5°	14889.9	14879.8	15624.4	16579.2	17187.1	17217.5	17007.3	16470.3	15520.5	14808.8
60°	14256.7	14320.0	15343.3	17027.5	18648.5	19322.2	18412.9	16880.6	15143.2	14155.4
62.5°	12362.2	12529.4	13762.8	16480.4	19828.7	21743.4	19540.0	16257.6	13593.1	12304.0
65°	8859.5	9150.7	10513.3	14064.2	19722.3	23870.9	19377.9	13950.3	10614.7	9127.9
67.5°	4019.4	4315.8	5473.2	9629.4	17144.0	23293.5	17103.5	9730.7	5746.8	4331.0
70°	1456.3	1507.0	1879.3	3854.8	10956.6	18559.8	11425.1	3882.7	1998.3	1605.7
72.5°	881.4	889.0	967.5	1380.3	3806.7	11268.1	3968.8	1425.9	987.8	876.3
75°	559.7	554.7	688.9	843.4	1349.9	3801.6	1415.8	843.4	686.4	625.6
77.5°	402.7	415.4	493.9	630.6	851.0	1289.2	835.8	602.8	493.9	405.2
80°	301.4	309.0	359.6	491.3	597.7	802.9	531.9	445.8	372.3	253.3
82.5°	217.8	217.8	235.5	357.1	364.7	433.1	288.7	314.1	245.7	179.8
85°	129.2	126.6	146.9	212.7	190.0	159.6	131.7	192.5	154.5	111.4
87.5°	45.6	48.1	45.6	60.8	50.7	43.1	40.5	53.2	43.1	38.0
90°	0.0	0.0	0.0	0.0	0.0	0.0	0.0	0.0	0.0	0.0

(END C

90°
6007.6
6043.1
6126.7
6253.3
6405.3
6562.3
6734.5
6970.1
7236.0
7522.2
7843.9
8178.2
8542.9
8970.9
9452.1
9978.9
10518.4
11169.3
11875.9
12620.6
13388.0
14130.1
14677.1
14763.3
14038.9
12228.0
9019.0
4267.6
1585.5
891.5
630.6
412.8
260.9
179.8
108.9
35.5
0.0

OF REPORT)